

Dynamic Pan Treatment



Dealing with Concerns

The Dynamic Time-Release Drain Pan Treatment is state-of-the-art, in water-activated, time-released polymer technology. The product may be used safely in air-conditioner and refrigerator drain pans, dehumidifier water tanks, or any other non-potable water retention area.

The system is registered with the Environmental Protection Agency (EPA Reg. No. 63281-2-80464.)



Dynamic Air Quality Solutions


P.O. Box 1258
Princeton, NJ 08542
Phone: 800-578-7873

www.DynamicAQS.com

*Pan Treatment
Commercial and Industrial Grade Induct Air Cleaners
Whole House Air Cleaners
Console Air Cleaners
UV Products
Residential and Commercial Product Lines*

DYN-224 (2/10)





The Dynamic Time-Release Drain Pan Treatment provides dependable, sustained time-release protection for only pennies a day.

Time-release

The treatment stays dormant when the drain pan is dry. The product will continue activating and de-activating as wet and dry conditions change. (See Figure 1) Replacement should be done according to a regular maintenance schedule (every 90 days is recommended). Simply remove the "old" strip and dispose of it properly.

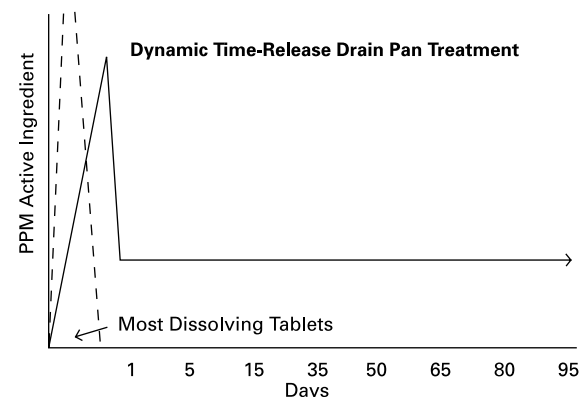


Figure 1 – Time-release technology gives long-lasting protection.

Features and Benefits

- A solid-packaged strip releases the actives, leaving only the used polymer shell to be discarded.
- The system provides dependable, sustained time-release pan protection for only pennies a day.
- The system adds a light, pleasant scent to the air as it works.
- Contains a corrosion inhibitor.

Background

All cooling units, whether they are air conditioners, dehumidifiers, or other refrigeration equipment, extract water from the air. Some undesirable consequences may result. These potential consequences may include:

- Overflow from clogged air-conditioner drain pans due to the formation of slime. This can cause expensive damage to the ceiling and other property.
- Contaminants found in drain pans can cause foul-smelling odors.
- Retained water can cause corrosion and premature failure of the drain pan.

Ordering Information

The size of the strip corresponds to the tonnage of the cooling unit in which it is installed. Use 400 cfm per ton.

Dynamic Item No.	Description	Size
CHM00494	1 ton or less	10/pkg; 12 pkg/case
CHM00495	1-2.5 ton	10/pkg; 12 pkg/case
CHM00496	3-5 ton	6/pkg; 24 pkg/case
CHM00497	7-10 ton	2/pkg; 24 pkg/case
CHM00498	10-25 ton	1/pkg; 24 pkg/case
CHM00499	25-50 ton	1/pkg; 12 pkg/case

Bulk Packages

CHM00500	1 ton or less	50/pkg; 20pkg/case
CHM00501	1-2.5 ton	20/pkg; 50pkg/case
CHM00502	3-5 ton	20/pkg; 25pkg/case
CHM00503	7-10 ton	8/pkg; 12pkg/case
CHM00504	10-25 ton	8/pkg; 12pkg/case
CHM00505	25-50 ton	4/pkg; 12pkg/case

Individual

CHM00506	1 ton or less	2/pkg; 60 pkg/case
CHM00507	1-2.5 ton	1/pkg; 120 pkg/case
CHM00508	3-5 ton	1/pkg; 144 pkg/case
CHM00509	7-10 ton	1/pkg; 48 pkg/case

Installation

Install the Time-Release Drain Pan Treatment in the condensate pan between the coil and the drain opening (see figure 2). You want to intercept the path of the water to the opening, but not cover the opening itself. Put the strip the farthest from the opening where condensate water occurs. The polyester sock absorbs water and stays where placed in the pan.

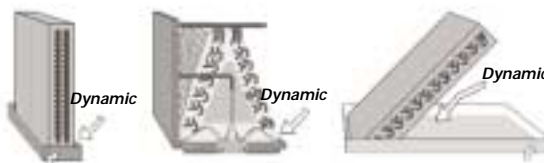


Figure 2 – Coil and Drain Pan Arrangement

